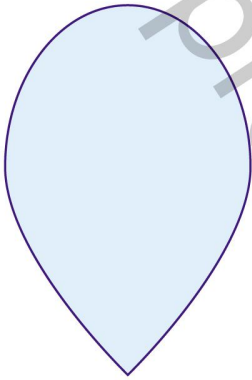


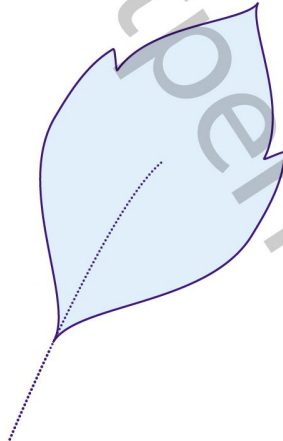
ROSE BUD





PETAL



LEAF M



LEAF S



CALYX

www.perfectcreations.com

Template sheet notes

Number of elements required for the fabric rosebud corsage

Flower petal (washed blue denim)	14 pcs
Leaf small (navy blue denim)	6 pcs
Leaf medium (navy blue denim)	2pcs
Calyx	1 pc
Strip of silk for wrapping the leaf branches	1cm*30cm
Strip of navy blue denim for wrapping the rose stem	3cm*15cm
Strip navy blue denim for attaching the brooch pin	1.5 cm*6cm

***** Please note that all the parts except for the strips of ribbon are cut and glued to the lining on the bias.**



My First Fabric Rose tutorial Materials checklist



Recommended

Alternative

<input type="checkbox"/>	Lightweight cotton denim for petals (light blue)	Any fabric made with natural fibres
<input type="checkbox"/>	Lightweight cotton denim for leaves (navy blue)	Any fabric made with natural fibres
<input type="checkbox"/>	Thin silk for lining	Pure silk pongee, pure silk organza
<input type="checkbox"/>	Fashion fabric with lame thread for lining	Fashion fabric you would like to use
<input type="checkbox"/>	Paper coated wire #30	Paper coated wire #33
<input type="checkbox"/>	Paper coated wire #24	Paper coated wire #26
<input type="checkbox"/>	Quick drying tacky PVA glue (hard)	Sobo glue
<input type="checkbox"/>	More liquid PVA glue (soft)	Good quality craft PVA glue
<input type="checkbox"/>	Cotton wool	
<input type="checkbox"/>	Dry or liquid dyes for silk	Any suitable dyes for natural fabrics
<input type="checkbox"/>	Porcelain dishes for dyes	Palette
<input type="checkbox"/>	Deer hair brushes	Any flat synthetic brushes in various widths
<input type="checkbox"/>	Flower iron	Millinery tools on separate handles
<input type="checkbox"/>	2 cm round tool	
<input type="checkbox"/>	Narrow spoon tool	
<input type="checkbox"/>	Knife tool	
<input type="checkbox"/>	Medium spoon with a groove	
<input type="checkbox"/>	Pliers	
<input type="checkbox"/>	Wire cutters	
<input type="checkbox"/>	Sharp scissors	
<input type="checkbox"/>	Awl	Very thick needle
<input type="checkbox"/>	Medium softness rubber pad 1 cm thick	
<input type="checkbox"/>	Soft rubber pad 2.5 cm thick	
<input type="checkbox"/>	Newspapers	Plain white paper
<input type="checkbox"/>	Brooch bar	
<input type="checkbox"/>	Piece of plastic / glass	Plastic folder
<input type="checkbox"/>	Small cloth	
<input type="checkbox"/>	Toothbrush for the glue	Stiff painting brush
<input type="checkbox"/>	Zip-lock bag	Plastic A4 document folder
<input type="checkbox"/>	Stand for flower gun	Heatproof pad
<input type="checkbox"/>	Templates cut out of card/plastic	

Please watch the video on these supplies and tools at <https://youtu.be/eUPchNUg4Ws>